




# 300 Watt SP-300M

210mm 60Cells PV Module



## Electrical Characteristics

Module Type	SP-300M
	STC
Maximum Power- Pmax(W)	300
Open Circuit Voltage - Voc(V)	41.76
Short- Circuit Current - Isc(A)	9.14
Voltage at Pmax -Vmp(V)	34.80
Current at Pmax - Imp(A)	8.63
Module Efficiency -ηm(%)	20.66
Power Tolerance(W)	0~+4.99W
Maximum System Voltage(V)	1000VDC (IEC)
Maximum Series Fuse Rating (A)	10A

STC :Irradiance 1000W/m<sup>2</sup>Cell Temperature 25°CAM 1.5

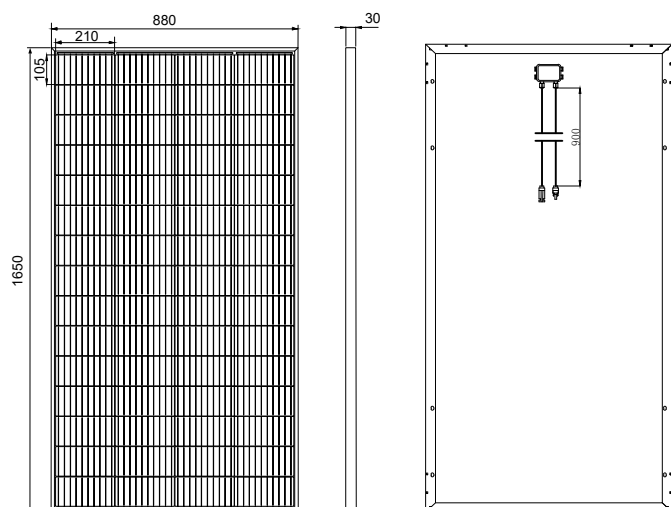
## Mechanical Specifications

External Dimensions	1650*880*30mm
Weight	14.3kg±0.3kg
Solar Cells	Mono crystalline 210X105mm (4X15pcs)
Front Glass	3.2 mm tempered glass
Frame	Aluminum (Silver Frame)
Junction Box	IP67
Output Cables	90cm, length can be customized
Connector	MC4 Compatible
Mechanical Load	Front Side Max. 5400Pa, Rear Side Max. 2400Pa

## Temperature Characteristics

Pmax Temperature Coefficient	-0.350%/C
Voc Temperature Coefficient	-0.370%/C
Isc Temperature Coefficient	+0.045%/C
Operating Temperature	-40~+85 C
Nominal Operating Cell Temperature(NOCT)	48±2 C

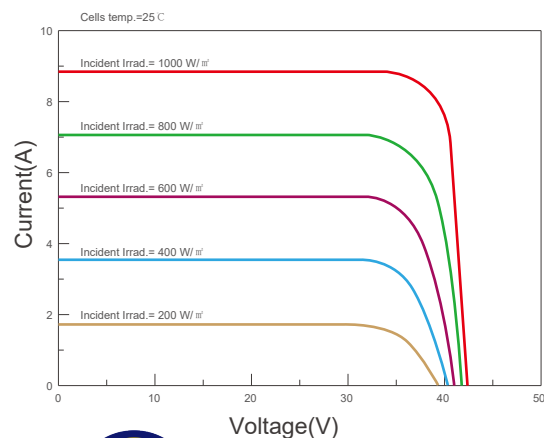
## Engineering Diagrams (mm)



## Packing Configuration

Module Type	SP-300M
Module Dimensions	1650*880*30mm
Pallet Dimensions	1700*1100*1050mm
Pallet Weight	530kg
Pieces/Pallet	31pcs

## Characteristic Curve



[www.a1batterypro.com.au](http://www.a1batterypro.com.au)

Specs are subject to change without further notification