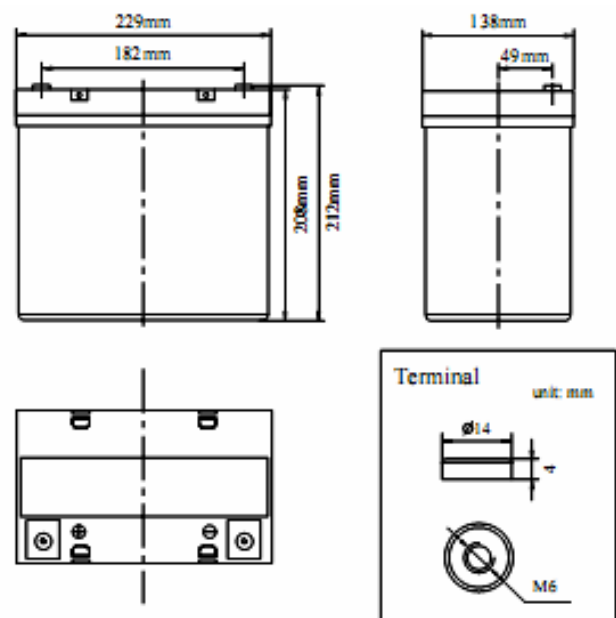


CHARACTERISTICS

Nominal Voltage		12V
Nominal Capacity (20 hour rate)		55Ah
Capacity 25°C	10 hour rate (9.0A)	50.0Ah
	5 hour rate (15.9A)	44.0Ah
	1 hour rate (55.4A)	30.6Ah
Internal Resistance	Full Charged Battery 25°C	≤10mΩ
Capacity affected by Temperature (10 hour)	40°C	102%
	25°C	100%
	0°C	85%
	-15°C	65%
Self-Discharge 25°C Capacity	after 3 month storage	90%
	after 6 month storage	80%
	after 12 month storage	62%
Charge (Constant Voltage) 25°C	Float	Initial Charging Current Less than 12.5A Voltage 13.6-13.8V
	Cycle	Initial Charging Current Less than 12.5A Voltage 14.4-14.9V

PACKAGING

Battery Dimensions	Length	229mm
	Width	138mm
	Height	208mm
	Total Height	212mm
Box Dimensions	Length	244mm
	Width	152mm
	Height	254mm
Quantity Per Box	1 PC per box	
Net weight Per Cell	16.0 kg±3%	
Net weight Per Box	16.0kg	
Gross Weight	16.5kg	



Discharge Constant Current per Cell (Amperes at 25°C)

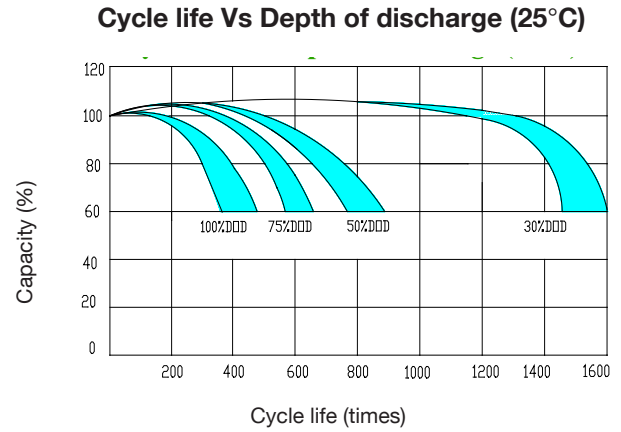
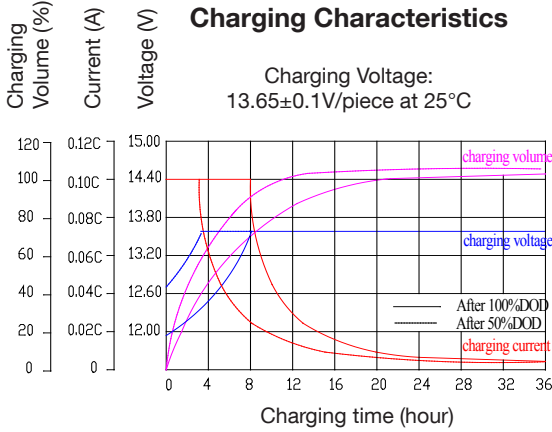
F.V/Time	5min	10min	15min	30min	45min	1h	2h	3h	5h	8h	10h	20h
1.60V	130.7	83.2	70.8	45.1	33.3	30.6	19.4	13.6	9.3	6.1	5.4	3.03
1.65V	128.3	81.7	69.5	44.3	32.7	30.0	19.0	13.4	9.1	6.0	5.3	2.97
1.70V	125.9	80.2	68.2	43.4	32.1	29.4	18.7	13.1	8.9	5.9	5.2	2.92
1.75V	123.6	78.7	66.9	42.6	31.5	28.9	18.3	12.9	8.8	5.8	5.1	2.86
1.80V	118.8	75.6	64.4	41.0	30.3	27.8	17.6	12.4	8.4	5.6	5.0	2.75

Discharge Constant Current per Cell (Watts at 25°C)

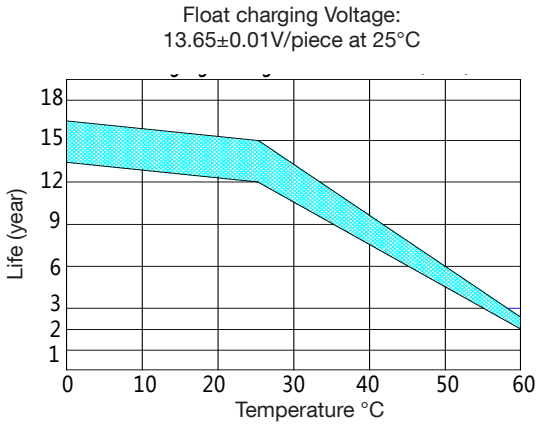
F.V/Time	5min	10min	15min	30min	45min	1h	2h	3h	5h	8h	10h	20h
1.60V	251.6	160.1	136.3	86.8	64.1	58.8	37.3	26.2	17.8	11.8	10.5	5.8
1.65V	247.0	157.2	133.8	85.2	62.9	57.7	36.6	25.7	17.5	11.5	10.3	5.7
1.70V	242.4	154.3	131.3	83.6	61.7	56.7	36.0	25.3	17.2	11.3	10.1	5.6
1.75V	237.8	151.4	128.8	82.0	60.6	55.6	35.3	24.8	16.8	11.1	9.9	5.5
1.80V	228.7	145.6	123.9	78.9	58.2	53.5	33.9	23.8	16.2	10.7	9.5	5.3

Note: The above data are average values, and can be obtained within 3 charge/discharge cycles. These are not minimum values. Cell and battery designs/specifications are subject to modification without notice. Contact R&J for the latest information.

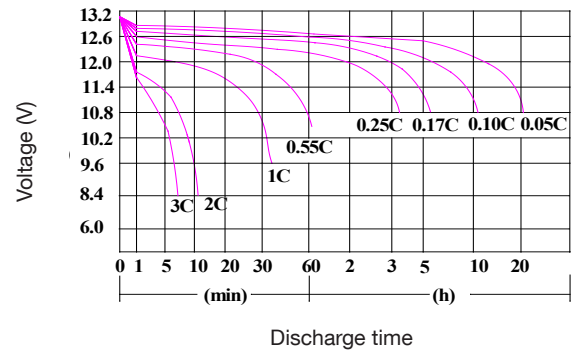
PERFORMANCE CHARACTERISTICS



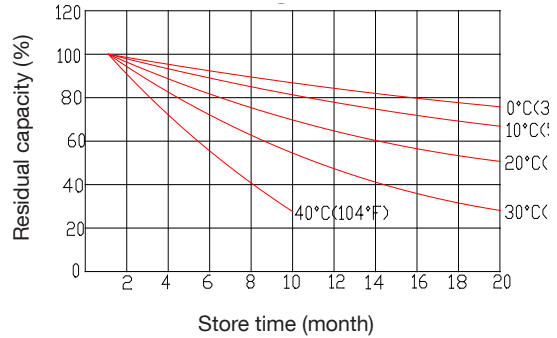
Temperature effect on designed float life



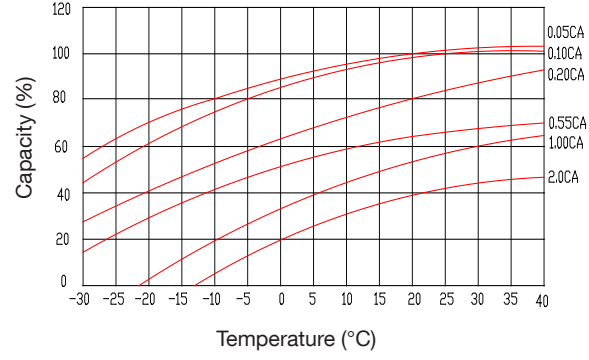
Discharge characteristics (25°C)



Temperature effect on battery self-discharge



Temperature effect on capacity



BATTERY CONSTRUCTION

Component	Positive plate	Negative plate	Container	Cover	Safety valve	Terminal	Separator	Electrolyte
Raw material	Lead dioxide	Lead	ABS	ABS	Si-Rubber	Copper	Fiberglass	Sulfuric acid