



### Applications

- > EPS/Power systems
- > Power tools
- > Security system/Fire alarm
- > Factory automation equipment
- > Emergency lighting/Auto control system
- > Portable electric device
- > Other general purpose

### General Features

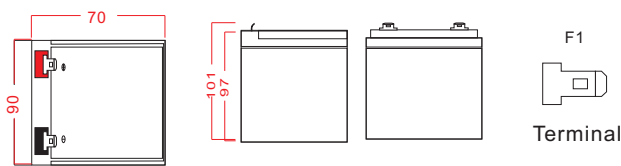
- > High corrosion resistant performance: Pb-Ca multi-alloy grid
- > High energy density and power density
- > Optimized capability of instant high-current discharging
- > Excellent charge acceptance ability
- > Strong high and low temperature performance
- > Precision sealing technology

### Specification

Nominal Voltage	12V
Nominal Capacity	5Ah
Design life	5 years
Terminal	F1
Approx. Weight	Approx 1.49kg (3.45lbs)
Container Material	ABS
Rated Capacity	<b>5.00Ah</b> 20Hour Rate (0.25A to 10.5V)
	<b>3.90Ah</b> 3Hour Rate (1.30A to 10.5V)
	<b>3.30Ah</b> 1Hour Rate (3.30A to 9.60V)
Internal resistance	Full charged at 25°C: 40.0 mΩ
Max. Discharge Current	75A(5S)
Operating Temperature	Discharge: -40 ~60°C (-40~ 140°F)
	Charge: -20 ~50°C (-4~ 122°F)
	Storage: -20 ~50°C (-4~ 122°F)
Charge current:	Max. 1.25A ; Recom.0.50A
Charge Method (25 °C)	Float Charge:13.5-13.8V,recom.13.5V(-18mV/ °C)
	Equalize charge:13.8-14.1V,recom.14.1V(-24mV/ °C)
	Cycle charge:14.4-15.0V,recom.14.4V(-30mV/ °C)
Self discharge	3% of capacity declined per month at 25°C



Dimension: 90(L)×70(W) ×97(H)×101(TH) Unit: mm



### Constant Current Discharge Characteristics Unit: A (25°C, 77°F)

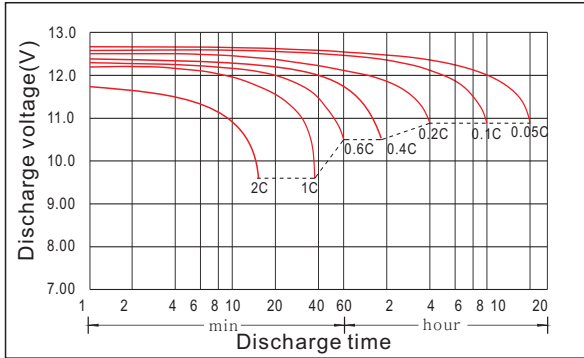
FV/Time	5min	10min	15min	30min	1h	2h	3h	4h	5h	8h	10h	20h
1.60V	19.8	13.0	9.65	6.33	3.30	1.89	1.38	1.11	0.940	0.620	0.495	0.265
1.65V	19.7	12.4	8.85	6.01	3.10	1.82	1.34	1.07	0.920	0.610	0.490	0.260
1.70V	16.1	11.7	8.25	5.82	3.00	1.78	1.32	1.02	0.910	0.600	0.480	0.255
1.75V	15.0	11.1	7.70	5.69	2.90	1.74	1.30	1.00	0.870	0.585	0.470	0.250
1.80V	13.8	10.5	7.15	5.50	2.80	1.69	1.23	0.980	0.835	0.570	0.460	0.240

### Constant Power Discharge Characteristics Unit: W/cell (25°C, 77°F)

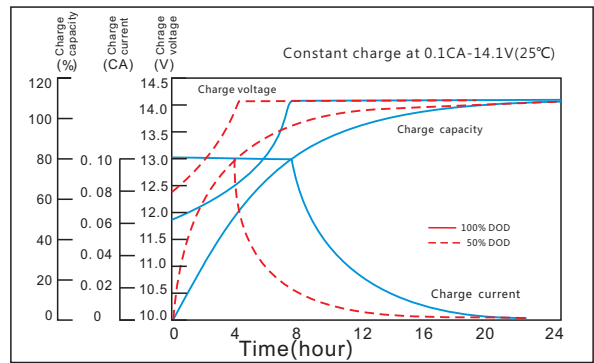
FV/Time	5min	10min	15min	30min	1h	2h	3h	4h	5h	8h	10h	20h
1.60V	37.2	23.3	17.7	10.7	6.05	3.54	2.61	2.09	1.78	1.17	0.959	0.525
1.65V	34.3	22.1	16.6	10.6	5.69	3.41	2.53	2.03	1.74	1.15	0.941	0.511
1.70V	31.3	21.4	15.8	10.6	5.52	3.34	2.49	1.93	1.69	1.14	0.933	0.507
1.75V	28.4	20.8	15.3	10.5	5.36	3.27	2.46	1.90	1.66	1.09	0.912	0.496
1.80V	25.5	20.1	14.6	10.4	5.28	3.24	2.39	1.88	1.62	1.06	0.893	0.493

**NP1250**

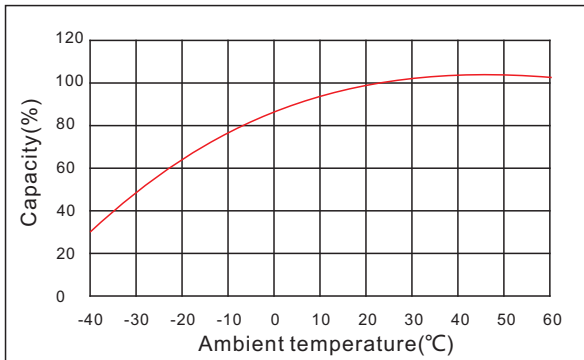
**Discharge characteristic**



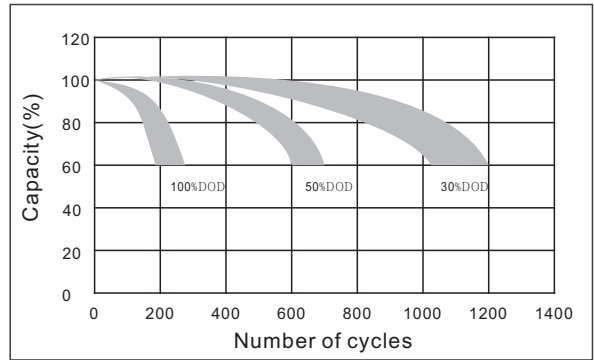
**Charging characteristic**



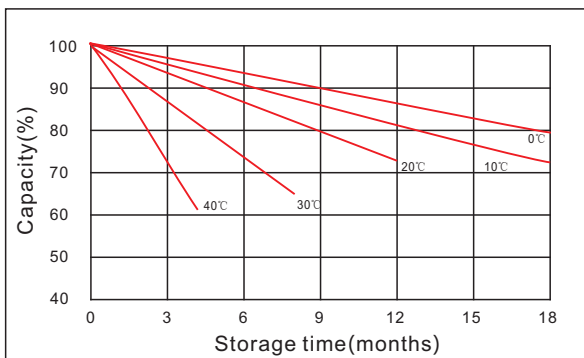
**The effect of temperature on capacity**



**The effect of discharge depth on cycle life**



**Curves of self-discharge**



**Curves of open circuit voltage vs. capacity**

